

Dabaco (DBC)

Attractive growth plan

Analyst Nguyen Duc Quan
quannd@kbsec.com.vn
(+84) 24-7303-5333

March 27, 2025

4Q24 business performance recovered on high pork prices

Diseases and new livestock laws have tightened the supply and demand of market hogs, thereby increasing pork prices and bringing Dabaco Group's (DBC) animal feed and farm revenue up 38% YoY in 4Q24. 2024 cumulative revenue and NPAT hit VND13,574 billion (+22% YoY) and VND769 billion (+2.976% YoY), respectively.

Pork prices are expected to continue to stay high, helping large-scale businesses with low cost benefits

The demand may rebound from the end of 2Q25 while the supply of piglets has not recovered and supported pork prices. Small farms are slated to continue to narrow their scale due to difficulties in meeting environmental standards, causing supply to be limited. The livestock structure is shifting to large enterprises with advantages in scale and closed farming processes, helping the livestock industry develop more sustainably.

DBC plans to expand farms and reduce farming costs

DBC may launch four new farms in 2025–2026, completing the target of 60,000 sows, raising productivity by 14%, and reducing the cost of pig farming. The operation of the vaccine production facility the end of March 2025 and the start of the expansion of the vegetable oil mill phase 2 bode well for production and business activities from 2025.

Valuation: BUY rating – Target price VND35,100

2025F revenue and NPAT reach VND14,598 billion (+7.6% YoY) and VND1,143 billion (+49% YoY), respectively. Based on the valuation results, we recommend BUY on DBC shares with a target price for 2025 of VND35,100/share, equivalent to a potential upside of 19%. However, fluctuations in hog prices in the coming time will be the main factor to monitor.

Buy change

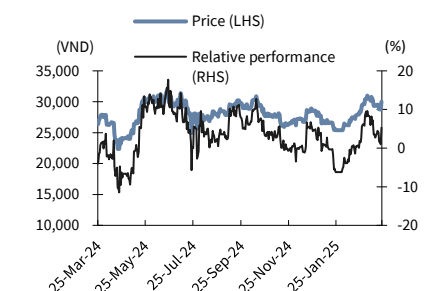
Target price	VND35,100
Upside	19%
Current price (Mar 27, 2025)	VND29,600
Consensus target price	VND35,500
Market cap (VNDtn/USDbn)	9.83/0.390

Trading data	
Free float	78.1%
3M avg trading value (VNDbn/USDmn)	160.8/6.3
Foreign ownership	6.3%
Major shareholder	Nguyen Nhu So (23.9%)

Share price performance				
(%)	1M	3M	6M	12M
Absolute	6.0	4.9	0.8	13.8
Relative	3.9	0.5	-2.5	8.8

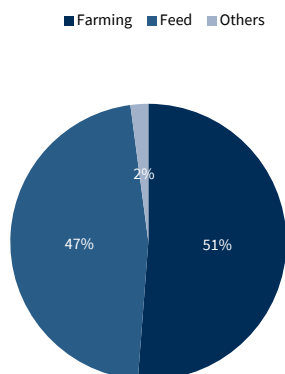
Forecast earnings & valuation

FY-end	2023	2024	2025F	2026F
Net revenue (VNDbn)	11,110	13,574	14,598	15,737
Operating income/loss (VNDbn)	78	836	1,249	1,117
NPAT-MI (VNDbn)	25	769	1,143	1,023
EPS (VND)	75	2,298	3,414	3,057
EPS growth (%)	381	2,976	49	-10.5
P/E (x)	396.2	12.9	8.7	9.7
P/B (x)	2.1	1.5	1.3	1.1
ROE (%)	1	13	16	12
Dividend yield (%)	0	0	0	0



Source: Bloomberg, KB Securities Vietnam

Revenue composition (2024)



Source: Dabaco Group, KB Securities Vietnam

Business operation

Dabaco Group (DBC) is a livestock firm producing animal feed and livestock with a closed 3F ecosystem (Feed-Farm-Food). Its current herd includes 46,400 sows (including affiliated farms), with a piglet output of over 1 million heads/year. DBC also utilizes soybeans as the input material of animal feed to make vegetable oil.

Investment Catalysts

Pork prices are expected to remain high. The slow recovery of the pork supply nationwide has caused pork prices to remain at VND62-68 thousand/kg, boosting DBC's revenue from animal feed, breeding stock, and market hogs.

DBC should expand its herd size and increase sow productivity. Expanding four new farm projects will help the sow herd (including associated households) reach 60 thousand heads by 2026 and productivity increase 14%, thereby lowering costs per piglet.

The vaccine production facility and the expansion of the oil mill (phase 2) will help complete the livestock ecosystem, enhancing the synergy between business segments.

Notes

Please find more details below

Please see more details below

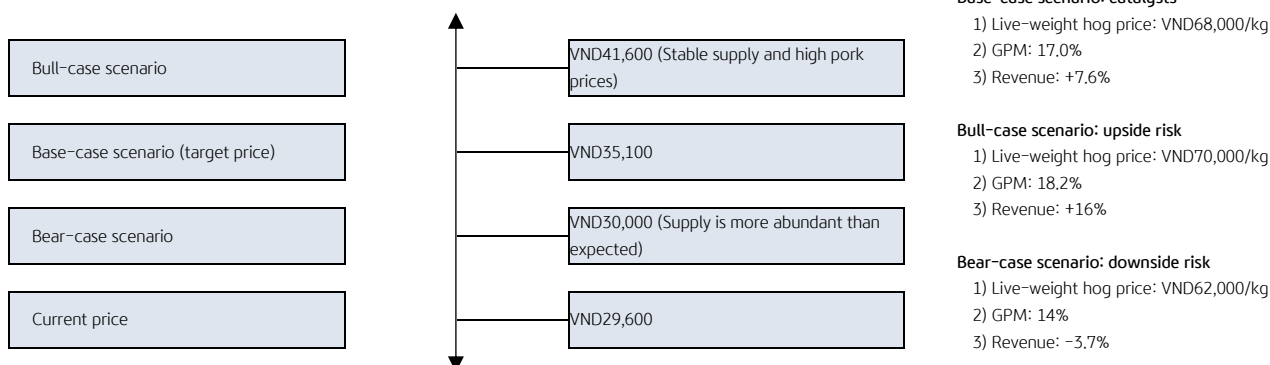
Please see more details below

Revised earnings estimates

(VNDbn)	KBSV estimates		Change vs previous estimates		Consensus*		Difference	
	2025E	2026E	2025E	2026E	2025E	2026E	2025E	2026E
Revenue	14,598	15,109	-	-	16,677	16,672	-12%	-9%
EBIT	1,539	1,442	-	-	1,596	1,309	-4%	10%
NP after MI	1,143	1,117	-	-	1,209	986	-5%	13%

Source: Bloomberg, KB Securities Vietnam

Investment opinion & risks



Business performance

4Q24 results recovered from the low base level of the same period in 2023

Strong demand during Tet and the widespread African swine fever have squeezed the supply of hogs since the beginning of 2H24, pushing the average price of live-weight hogs nationwide to VND66,000/kg by the end of December 2024, 30% higher than the average of 4Q23. As a result, DBC recorded strong revenue and NPAT of VND3,277 billion (+25%YoY) and VND239 billion (+3,575%YoY) respectively in 4Q2024.

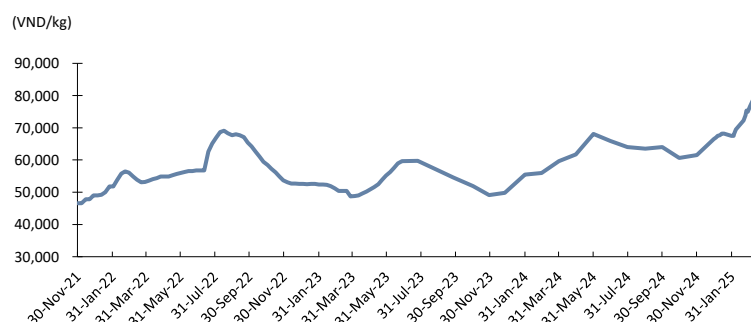
Table 1. DBC – 4Q & 2024 business results

(VNDbn, %)	4Q23	4Q24	+/-%YoY	2023	2024	+/-%YoY	Notes
Revenue	2,614	3,611	38%	11,110	13,574	22%	
Livestock farming & animal feed	2,540	3,511	38%	10,340	13,290	29%	High live-weight hog prices in 2H24 boosted revenue from with two main business segments: Animal feed and pig farming (both for breeding and meat). Revenue from animal feed and livestock farming grew by 13% and 47% YoY respectively in 2024.
Others	74	101	36%	770	283	-63%	DBC did not record revenue from real estate handover as in 2023.
Gross profit	242	529	119%	1,114	1,933	74%	
<i>Gross profit margin</i>	<i>9.2%</i>	<i>14.7%</i>	<i>541bps</i>	<i>10.0%</i>	<i>14.2%</i>	<i>422bps</i>	A slight decrease in input costs for animal feed production and high hog prices helped improve gross profit margin.
Financial income	11	21	85%	36	39	9%	
Financial expenses	70	71	0%	281	275	-2%	Long-term borrowing decreased VND262 billion in 2024.
SG&A	182	222	22%	789	861	9%	
Operating profit/loss	-2	256	15,888%	78	836	976%	
Profit before taxes (PBT)	15	263	1,689%	98	854	774%	
Profit after taxes (NPAT)	7	239	3,575%	25	769	2,976%	
NP after MI	7	239	3,575%	25	769	2,976%	Profits improved strongly compared to the low base level of 2023, when hog prices touched record lows.
<i>NPAT margin</i>	<i>7.0%</i>	<i>10.0%</i>	<i>300bps</i>	<i>0.2%</i>	<i>5.7%</i>	<i>544bps</i>	

Source: Dabaco Group, KB Securities Vietnam

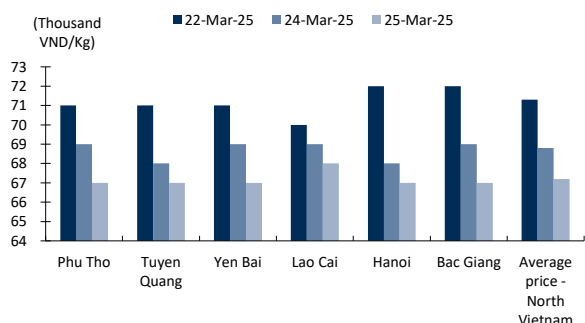
In 2024, the price of liveweight hogs spiked to VND62,000/kg (+18% YoY), especially increasing sharply from the end of 2024 to the beginning of 2025. The average price has shown signs of peaking at VND78,000/kg, currently trading around VND68–69,000/kg in the North and VND70–72,000/kg in the South and Central regions.

Fig 2. Vietnam – Average market hog price (VND/kg)



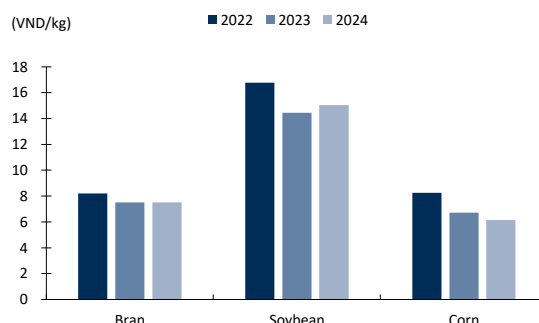
Source: Wichart

Fig 3. Vietnam – Liveweight hog prices in the North (VND thousand/kg)



Source: Anova Feed

Fig 4. DBC – Input costs of animal feed (VND thousand/kg)



Source: Wichart, KB Securities Vietnam

Farm profit margins are expected to remain high for large enterprises

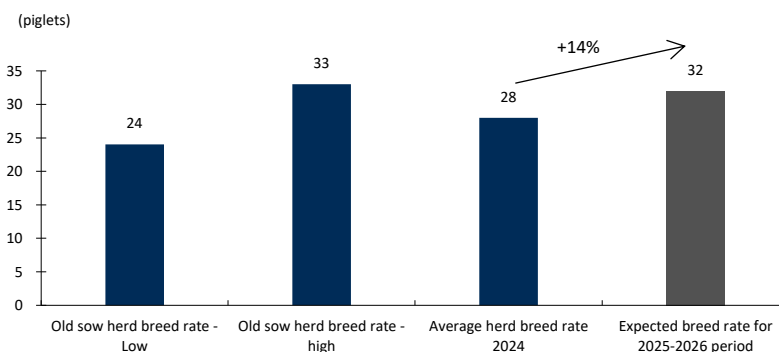
Hog prices have shown signs of cooling down for more than one or two weeks after peaking at nearly VND80,000/kg, encouraging farmers to sell. According to DBC, high hog prices have encouraged farms (which purchased hogs weighed from 80kg and to raise them to 100kg for sale before Tet) to start selling at this time. We believe that supply will be difficult to make a sharp gain in 2Q25 as the scarcity of piglets made prices double compared to 2024, reaching about VND2.9 – 3 million/head (accounting for 40% of the cost of raising pigs), while the strong fluctuations in pork prices have made farmers hesitant to restock. We believe that it will take another six to 12 months to restore the supply of piglets, and large enterprises investing in core farms to provide a stable source of piglets like DBC will continue to benefit from high hog prices. On the other hand, the new livestock law that have stricter regulations on the density of each province may push up costs, especially for small-scale households with the market share of pork production decreasing from 45% in 2024 to 10–15% in 2027. We assume that the average price of liveweight hogs will remain around VND68,000/kg in the North in 2025, with an improvement in demand from the end of 2Q25 when the peak tourist season begins, increasing demand for pork products. Regarding animal feed, we do not expect too many changes as DBC’s import price at the end of 2024 (for 1H25) will remain flat as in 2023–2024, helping the cost of animal feed to stabilize at the same level as the same period last year.

DBC is accelerating farm expansion, expecting to capture more livestock market share

KBSV expects DBC to expand four new farms in the next year, of which 2 new farms will be completed in 2025 in Thanh Hoa (with a capacity of 3,600 sows) and Quang Ninh (with a capacity of 2,400 sows), raising the total herd size to 52.5 thousand heads. In addition, DBC will complete procedures and build two projects in Quang Tri and Lao Cai, increasing the herd to 60 thousand sows in 2026. According to the Management, the new projects use advanced breeding technologies and techniques with high-yielding sows reaching 31–33 piglets/sow per year, which will replace the old sows with lower productivity (24–25 piglets/sow/year), bringing the average productivity of the whole system to 31–33 piglets/sow.

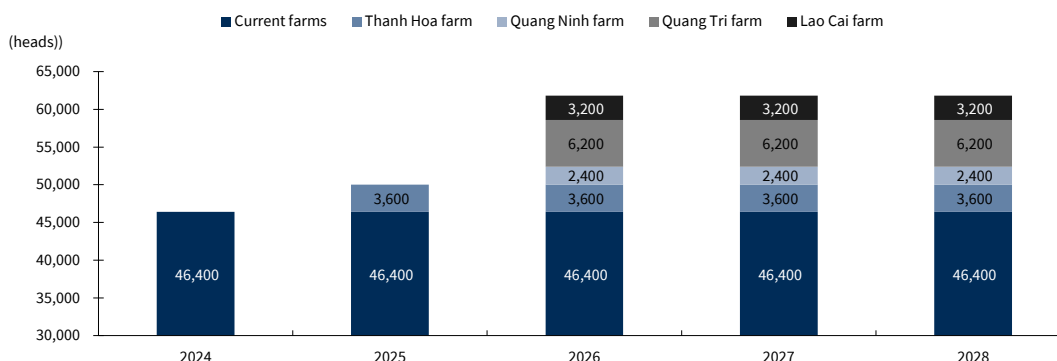
We expect the pig herd size to reach 1.3 – 1.8 million heads/year, helping to reduce the cost from VND48–50,000/kg to VND46–48,000/kg thanks to the advantage of large scale and self-sufficient ecosystem.

Fig 5. DBC – Sow productivity/year (piglet/sow)



Source: Dabaco Group, KB Securities Vietnam

Fig 6. DBC – Sow herd size, including associated farms (head)



Source: Dabaco Group, KB Securities Vietnam

The oil mill 2 expansion and vaccine production site projects are expected to be profitable from the end of 2025

After more than a year of giving Dacovac-ASF2 vaccine doses to the entire pig herd with a protection rate of 98–99%, DBC will hold the inauguration ceremony and commercial production of the manufacturing facility on March 29, 2025. The management expects to boost commercial production to contribute to total revenue in the coming time, although it is still a small proportion compared to the total revenue scale. We believe that the vaccine production facility will operate at low capacity in the period of 2025–2026, mainly for DBC farms and will record better sales when the effectiveness of the vaccine is widely proven.

We also expect the oil mill 2 expansion project to be operational from the end of 2025 with new oil products with higher added value and focus on exports. The expanded mill will increase soybean oil capacity by 1,000 tons/day, utilizing soybean residue as raw material for the animal feed factory and improving vegetable oil sales from 2026.

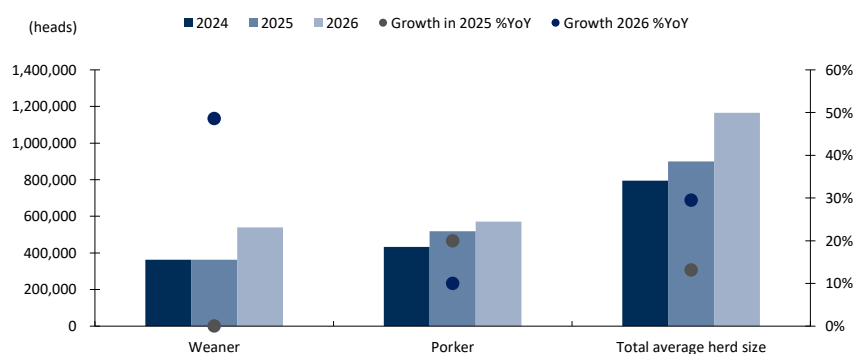
Forecast & valuation

Table 7. DBC – 2025–2026F business results

(VNDbn, %)	2024	2025F	+/-%YoY	2026F	+/-%YoY	Assumptions
Revenue	13,574	14,598	8%	15,737	8%	
Animal feed	6,339	6,681	5%	6,417	-4%	Animal feed revenue is expected to increase slightly as high hog prices help improve demand.
Livestock farming and byproducts	6,951	7,620	10%	9,008	18%	The production of pigs for breeding and meat should grow by 20%/0% YoY in 2025 thanks to improved sow productivity and DBC's increased pig farming. Market hog prices will average VND68,000/65,000/kg in 2025/2026F.
Others	283	297	5%	312	5%	
Gross profit	1,933	2,482	28%	2,361	-5%	Gross profit improves thanks to high hog prices and stable feed costs.
<i>Gross profit margin</i>	14.2%	17.0%	276bps	15.0%	-200bps	GPM improves thanks to high pig prices in 1Q25 and a slight increase in sow productivity after replacing old sows with low productivity. The prices for pigs for breeding and meat cool down in 2026, resulting a decrease in GPM.
Financial income	275	295	7%	310	5%	
Financial expenses	264	284	8%	298	5%	Financial expenses are stable thanks to low interest rates.
Profit from joint ventures	(1)	-	-100%	-	0%	
SG&A	861	942	9%	1,016	8%	It will be maintained at 6.5% of revenue.
Operating profit/loss	836	1,249	49%	1,117	-11%	
Other incomes	18	21	14%	20	-6%	
Profit before taxes (PBT)	854	1,270	49%	1,137	-10%	
Profit after taxes (NPAT)	769	1,143	49%	1,023	-10%	Liveweight hog prices may cool down from 2026.
NP after MI	769	1,143	49%	1,023	-10%	
<i>NPAT margin</i>	5.7%	7.8%	216bps	6.5%	-133bps	

Source: Dabaco Group, KB Securities Vietnam

Fig 8. DBC – Herd productivity (head)



Source: KB Securities Vietnam

We recommended BUY on DBC shares with a target price of VND35,100/share

Considering the cyclical nature of the livestock industry and positive prospects of DBC’s potential projects, we used the target P/B valuation method of 1.4x (equivalent to two-year average), combined with the FCFF method with a ratio of 50/50 to value DBC shares. The reasonable target price for 2025 is VND35,100/share, 19% higher than the closing price on March 27, 2025, so KBSV recommends BUY for DBC shares.

Table 9. DBC – FCFF and assumptions

Beta	1.5	Total present value of 2025–2029 cash flows (VNDbn)	3,744
Risk-free rate	4.7%	Present value of terminal value (VNDbn)	13,320
Cost of equity	16.8%	Total present value (VNDbn)	16,974
Risk premium	7.9%	Net debt (VNDbn)	-4,403
Net interest cost	4.1%	Non-controlling interest (VNDbn)	1
Long-term growth	2.0%	Equity value (VNDbn)	12,570
WACC	12%	Number of outstanding shares (million shares)	334.7
		Equity value per share	37,560

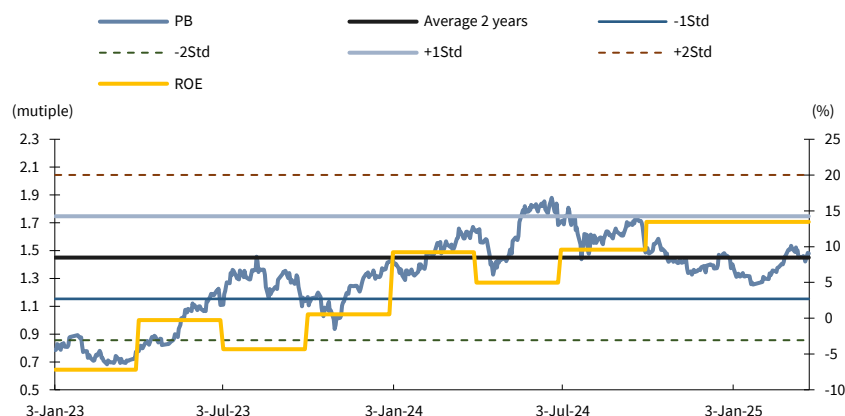
Source: KB Securities Vietnam

Table 10. DBC – Final valuation

Valuation method	Forecast price	Weight	Weighted price
FCFF	37,560	50%	18,639
Target P/B 1.4x	33,080	50%	16,540
Target price (VND)			35,179

Source: KB Securities Vietnam

Fig 11. DBC – P/B and ROE (x, %)



Source: Bloomberg, KB Securities Vietnam

KB SECURITIES VIETNAM RESEARCH

Research Division

research@kbsec.com.vn

Nguyen Xuan Binh – Head of research

binhnx@kbsec.com.vn

Financials

Nguyen Anh Tung – Manager

tungna@kbsec.com.vn

Pham Phuong Linh – Analyst

linhpp@kbsec.com.vn

Consumer

Nguyen Duc Quan – Analyst

quannd@kbsec.com.vn

Nguyen Hoang Duy Anh – Analyst

anhnhd@kbsec.com.vn

Real Estate

Pham Hoang Bao Nga – Manager

ngaphb@kbsec.com.vn

Nguyen Thi Trang – Analyst

trangnt6@kbsec.com.vn

Industrials & Materials

Nguyen Thi Ngoc Anh – Analyst

anhntn@kbsec.com.vn

Nguyen Duong Nguyen – Senior Analyst

nguyennd1@kbsec.com.vn

Macro & Strategy

Tran Duc Anh – Head of macro & strategy

anhtd@kbsec.com.vn

Nghiem Sy Tien – Analyst

tienns@kbsec.com.vn

Nguyen Dinh Thuan – Analyst

thuannnd@kbsec.com.vn

Energy, Utilities & IT

Pham Minh Hieu – Analyst

hieupm@kbsec.com.vn

Nguyen Viet Anh – Analyst

anhnv3@kbsec.com.vn

Support Team

Nguyen Cam Tho – Assistant

thonc@kbsec.com.vn

Nguyen Thi Huong – Assistant

huongnt3@kbsec.com.vn

KB SECURITIES VIETNAM (KBSV)

Head Office:

Levels 16&17, Tower 2, Capital Place, 29 Lieu Giai Street, Ba Dinh District, Hanoi, Vietnam

Tel: (+84) 24 7303 5333 – Fax: (+84) 24 3776 5928

Hanoi Branch:

Level 1, VP Building, 5 Dien Bien Phu, Ba Dinh District, Hanoi, Vietnam

Tel: (+84) 24 7305 3335 – Fax: (+84) 24 3822 3131

Ho Chi Minh Branch:

Level 2, TNR Tower Nguyen Cong Tru, 180–192 Nguyen Cong Tru Street, District 1, HCMC, Vietnam

Tel: (+84) 28 7303 5333 – Fax: (+84) 28 3914 1969

Saigon Branch:

Level 1, Saigon Trade Center, 37 Ton Duc Thang, Ben Nghe Ward, District 1, HCMC, Vietnam

Tel: (+84) 28 7306 3338 – Fax: (+84) 28 3910 1611

CONTACT INFORMATION

Institutional Client Center: (+84) 28 7303 5333 – Ext: 2656

Private Customer Care Center: (+84) 24 7303 5333 – Ext: 2276

Email: ccc@kbsec.com.vn

Website: www.kbsec.com.vn

Investment ratings & definitions

Investment Ratings for Stocks

(based on expectations for absolute price gains over the next 6 months)

Buy:	Neutral:	Sell:
+15% or more	+15% to -15%	-15% or more

Investment Ratings for Sectors

(based on expectations for absolute price gains over the next 6 months)

Positive:	Neutral:	Negative:
Outperform the market	Perform in line with the market	Underperform the market

Opinions in this report reflect the professional judgment of the research analyst(s) as of the date hereof and are based on information and data obtained from sources that KBSV considers reliable. KBSV makes no representation that the information and data are accurate or complete and the views presented in this report are subject to change without prior notification. Clients should independently consider their own particular circumstances and objectives and are solely responsible for their investment decisions and we shall not have liability for investments or results thereof. These materials are the copyright of KBSV and may not be reproduced, redistributed or modified without the prior written consent of KBSV. Comments and views in this report are of a general nature and intended for reference only, not authorized to use for any other purposes.